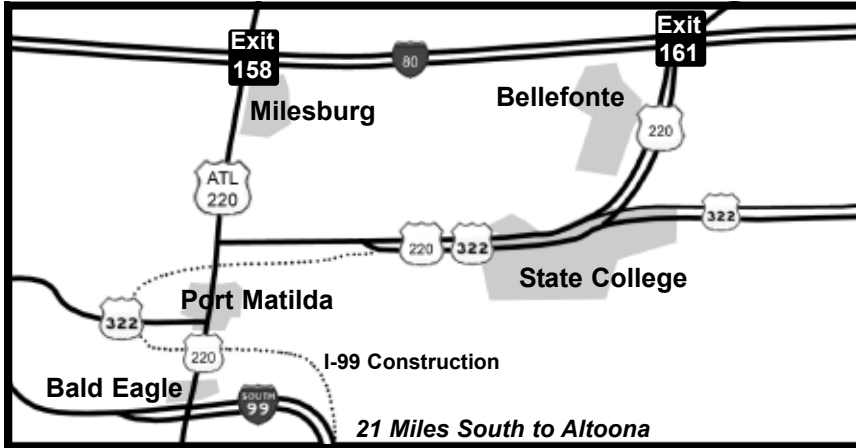




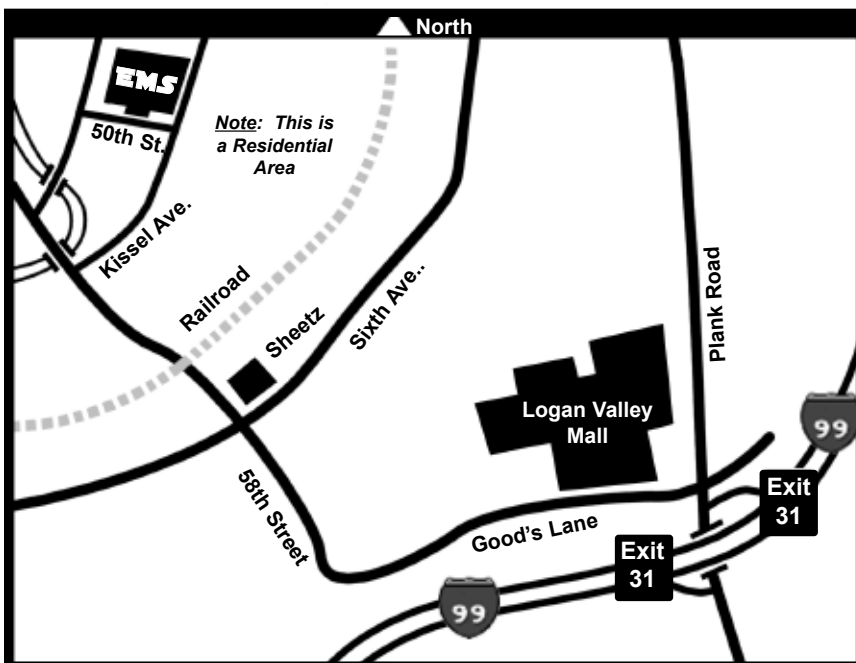
Electric Motor & Supply

Directions to Our Altoona, PA Facility



From Interstate 80 Exit 161

- Follow Route 220 South (It immediately becomes 4 lanes)
- Approaching State College merge into the lane for 220 South and 322 West
- Continue on as the road turns into 2 lanes over Skytop Mount.
- At the bottom of Skytop follow the ramp for 220 South
- Continue south to Bald Eagle
- Turn left onto Interstate 99
- Travel 21 miles south to Altoona



From Interstate 80 Exit 158

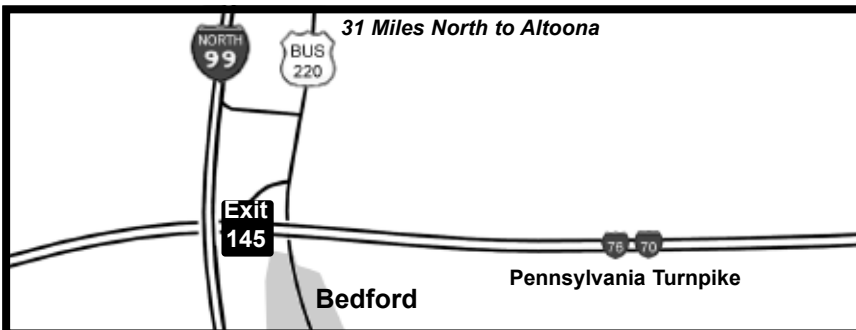
- Follow ALT Route 220 South to Bald Eagle
- Turn left onto Interstate 99
- Travel 21 miles south to Altoona

From PA Turnpike I-76 and I-70

- Follow Exit 145 to the toll booth
- Leaving the toll booth turn left on to Business Route 220
- Follow Business 220 a short distance to the entrance to I-99 (on the left)
- Get into the right lane and follow the ramp for I-99 North
- Continue on I-99 for 31 miles to Altoona.

On Interstate 99 in Altoona

- Take Exit 31 (Coming from the north turn right at the end of the ramp - Coming from the south turn left at the end of the ramp) Get into the left lane
- At the bottom of the hill turn left onto Good's Lane
- Follow Good's Lane as it turns right and becomes 58th Street.
- Continue on 58th Street across 6th Avenue and over a railroad crossing into a residential area
- Turn right onto Kissel Avenue
- Follow Kissel Avenue to the EMS Facility on 50th Street.



From the West (Pittsburgh) on US 22

- Follow US Route 22 down the mountain
- Follow Exit sign "Route 764 and US 22 East"
- Follow the second exit ramp marked Route "764 North" Altoona Via 6th Avenue.
- Follow Sixth Avenue (Route 764) for 3.6 Miles to the intersection at 58th Street - Turn Left.
- Turn right onto Kissel Avenue
- Follow Kissel Avenue to the EMS Facility on 50th Street.

